


Premium Backdraft Dampers



ThermoFlo™ Premium Back Draft Dampers are designed to allow airflow in only one direction and can be installed in any position. They're manufactured with aluminum back draft damper blades and a heavy duty spring for improved performance. 20 gauge steel housing and exterior foam gaskets also ensure a tight seal. ThermoFlo™ Premium Back Draft Dampers are easy to install and have minimum air leakage. Packaged in a cardboard box for easy transportation.



Benefits of the Backdraft Dampers

- Minimum air leakage design
- Aluminum spring loaded backdraft damper blades
- 20 gauge steel housing
- Stainless steel available - consult factory
- Simple installation - entire assembly inserts into duct
- Designed for vertical or horizontal mount
- Exterior foam gaskets assure a tight seal

Sizes Available (diameter)

Size	4"	6"	8"	10"	12"
------	----	----	----	-----	-----

Proud to be associated with



Canadian
Manufacturers &
Exporters
British Columbia Division



We are local - give us a call today!

1.866.321.1020
www.thermoflotech.com

Premium Backdraft Dampers

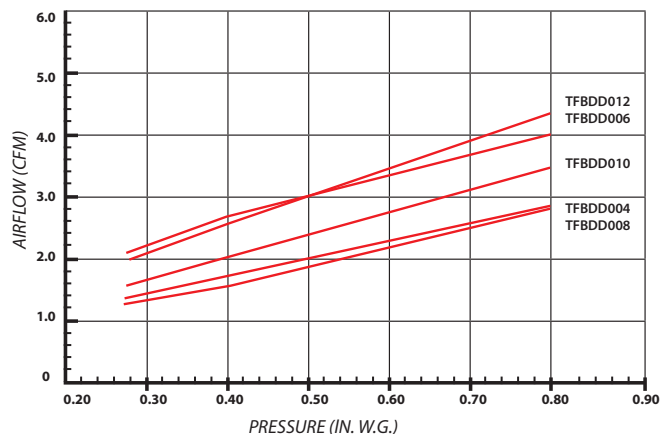
Minimum air leakage design for vertical or horizontal mount



- 20 gauge steel housing
- Aluminium spring loaded butterfly damper blades
- Damper seals against neoprene gasket in closed position for minimal leakage
- Gasket designed for temperatures from -22 °F to 180 °F
- Required from 0.04 to 0.08 inches W.G. pressure to open
- May be installed in any position
- Simple installation - entire assembly inserts into duct
- Exterior foam gaskets assure a tight seal against interior surface of duct
- Other sizes available - contact factory

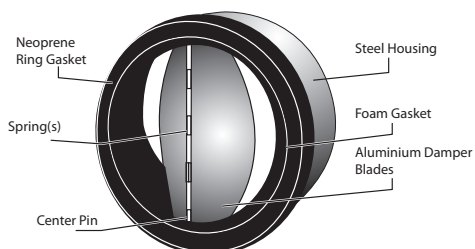
Note: Not recommended for use with clothes dryer, unless proper provisions are made for regular cleaning.

LEAKAGE (REVERSE AIRFLOW-CFM)

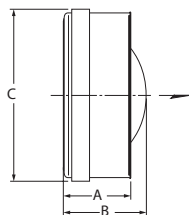


4" - 8" MODELS

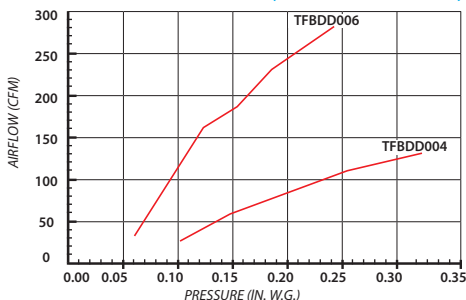
STAMPED METAL SLEEVE / CENTER PIN DESIGN



ITEM #	DIMENSIONS IN INCHES			
	A	B	C (Nominal)	DIAMETER (Nominal)
TFBDD004	1.8	2.0	3.8	4
TFBDD006	2.5	3.0	5.8	6
TFBDD008	2.8	3.8	7.8	8

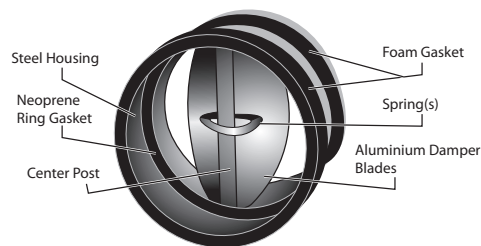


AIRFLOW CHARACTERISTICS (HORIZONTAL MOUNTING)



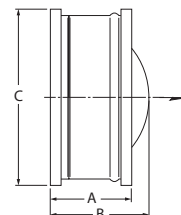
10" - 12" MODELS

ROLLED METAL SLEEVE / CENTER POST DESIGN



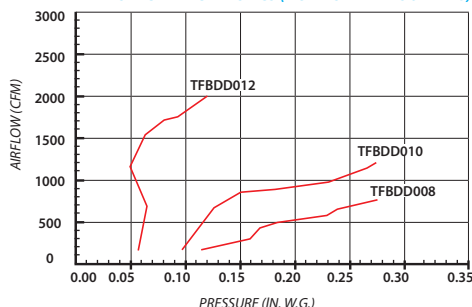
Note: Position of post in sleeve and number of springs varies according to model.

ITEM #	DIMENSIONS IN INCHES			
	A	B	C (Nominal)	DIAMETER (Nominal)
TFBDD010	4.8	6.0	9.8	10
TFBDD012	6.3	6.8	11.8	12



We reserve the right to change product specifications without notice.

AIRFLOW CHARACTERISTICS (HORIZONTAL MOUNTING)



Proud to be associated with



Canadian Manufacturers & Exporters
British Columbia Division



We are local - give us a call today!

1.866.321.1020
www.thermoflotech.com